



SSCSSS32DC THRU SSCSSS320DC

Schottky Barrier Diode

● Features

- ✧ Reverse Voltage - 20 to 200 V
- ✧ Forward Current - 3.0A
- ✧ Low profile package
- ✧ Ideal for automated placement
- ✧ Ultrafast reverse recovery time
- ✧ Low power losses, high efficiency
- ✧ Low forward voltage
- ✧ High surge capability
- ✧ UL Flammability Classification Rating 94V-0
- ✧ High temperature soldering: 260°C/10 seconds at terminals

● PIN configuration



SMC/DO-214AB



Circuit Diagram

● Applications

- ✧ Low Voltage
- ✧ High-Frequency Inverters
- ✧ Free Wheeling
- ✧ Polarity Protection



Marking

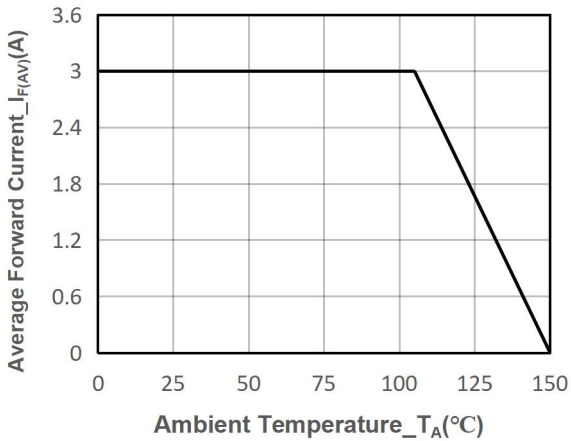
(SS34:SSCSSS34DC Marking Code)

● Absolute maximum rating @T_A=25°C

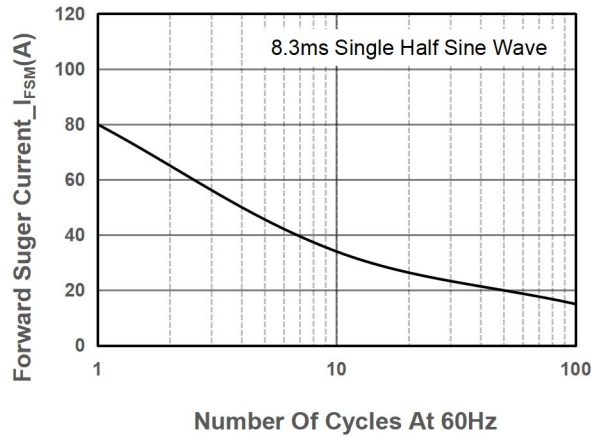
Parameter	Symbol	SSCSSS							Unit
		32DC	34DC	36DC	38DC	310DC	315DC	320DC	
Maximum Peak Repetitive Peak Reverse Voltage	V _{RRM}	20	40	60	80	100	150	200	V
Maximum RMS Voltage	V _{RMS}	14	28	42	56	70	105	140	V
Maximum DC Blocking Voltage	V _{DC}	20	40	60	80	100	150	200	V
Maximum Average Forward Rectified Current	I _{F(AV)}	3.0							A
Non-repetitive Peak Forward Surge Current @t=8.3ms	I _{FSM}	80							A
Max Instantaneous Forward Voltage at 3 A	V _F	0.55		0.70	0.85		0.95		V
Maximum DC Reverse Current Ta = 25 °C	I _R	200			50				μA
at Rated DC Blocking Voltage Ta =100 °C		10			5				mA
Typical Thermal Resistance	R _{qJA}	60.0							°C/W
Operating Temperature	T _J	-55 ~ +125							°C
Storage Temperature	T _{STG}	-55 ~ +150							°C



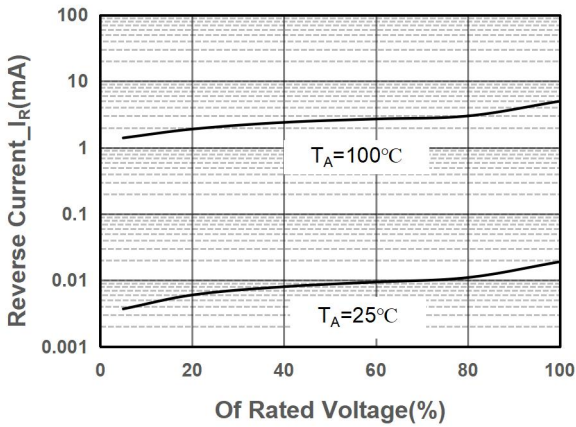
● Typical Performance Characteristics



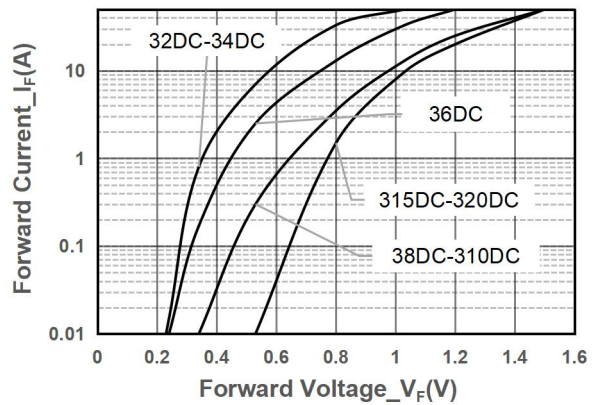
I_o -TL Curve



Surge Forward Current Capability Voltage



Typical Reverse Characteristics



Forward Voltage vs. Forward Current

● Package Information



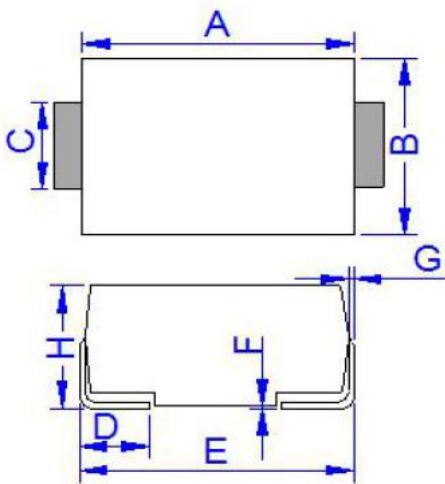
Ordering Information

Device	Package	Marking	Qty per Reel	Reel Size
SSCSS32DC	SMC/DO-214AB	SS32	3000	13 Inch
SSCSS34DC	SMC/DO-214AB	SS34	3000	13 Inch
SSCSS36DC	SMC/DO-214AB	SS36	3000	13 Inch
SSCSS38DC	SMC/DO-214AB	SS38	3000	13 Inch
SSCSS310DC	SMC/DO-214AB	SS310	3000	13 Inch
SSCSS315DC	SMC/DO-214AB	SS315	3000	13 Inch
SSCSS320DC	SMC/DO-214AB	SS320	3000	13 Inch

Mechanical Data

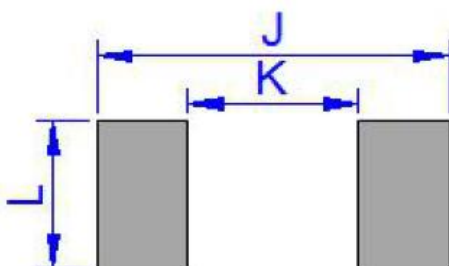
Case: SMC/DO-214AB

Case Material: Molded Plastic. UL Flammability



DMI	Millimeters	
	Min	Max
A	6.60	7.11
B	5.59	6.20
C	2.75	3.20
D	0.76	1.52
E	7.71	8.13
F	0.051	0.023
G	0.15	0.31
H	2.06	2.62

Recommended Pad outline



DMI	Millimeters	
	Min	Max
J	8.12	
K		4.69
L	3.07	



DISCLAIMER

SSCSEMI RESERVES THE RIGHT TO MAKE CHANGES WITHOUT FURTHER NOTICE TO ANY PRODUCTS HEREIN TO IMPROVE RELIABILITY, FUNCTION OR DESIGN. SSCSEMI DOES NOT ASSUME ANY LIABILITY ARISING OUT OF THE APPLICATION OR USE OF ANY PRODUCT OR CIRCUIT DESCRIBED HEREIN; NEITHER DOES IT CONVEY ANY LICIENCE UNDER ITS PATENT RIGHTS, NOR THE RIGHTS OF OTHERS.

THE GRAPHS PROVIDED IN THIS DOCUMENT ARE STATISTICAL SUMMARIES BASED ON A LIMITED NUMBER OF SAMPLES AND ARE PROVIDED FOR INFORMATIONAL PURPOSE ONLY. THE PERFORMANCE CHARACTERISTICS LISTED IN THEM ARE NOT TESTED OR GUARANTEED. IN SOME GRAPHS, THE DATA PRESENTED MAY BE OUTSIDE THE SPECIFIED OPERATING RANGE (E.G., OUTSIDE SPECIFIED POWER SUPPLY RANGE) AND THEREFORE OUTSIDE THE WARRANTED RANGE.

OUR PRODUCT SPECIFICATIONS ARE ONLY VALID IF OBTAINED THROUGH THE COMPANY'S OFFICIAL WEBSITE, CRM SYSTEM, OR OUR SALES PERSONNEL CHANNELS. IF CHANGES OR SPECIAL VERSIONS ARE INVOLVED, THEY MUST BE STAMPED WITH A QUALITY SEAL AND MARKED WITH A SPECIAL VERSION NUMBER TO BE VALID.