



## SSCSDS22D1 THRU SSCSDS220D1

### Schottky Barrier Diode

#### ● Features

- ✧ Reverse Voltage - 20 to 200 V
- ✧ Forward Current - 2.0A
- ✧ Metal silicon junction, majority carrier conduction
- ✧ For surface mounted applications
- ✧ Low power loss, high efficiency
- ✧ High forward surge current capability
- ✧ For use in low voltage, high frequency inverters, free wheeling, and polarity protection applications

#### ● PIN configuration



**SOD-123FL**



**Circuit Diagram**

#### ● Applications

- ✧ Low Voltage Rectification
- ✧ High-Efficiency DC-DC Conversion
- ✧ Switch Mode Power Supply
- ✧ Inverse Polarity Protection



**Marking**

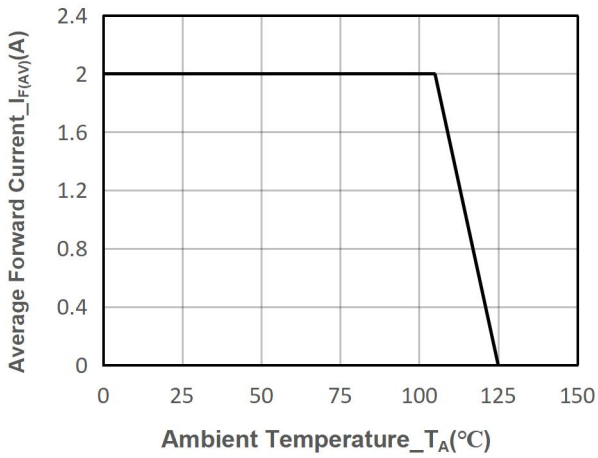
(SS24:SSCSDS24D1 Marking Code)

#### ● Absolute maximum rating @T<sub>A</sub>=25°C

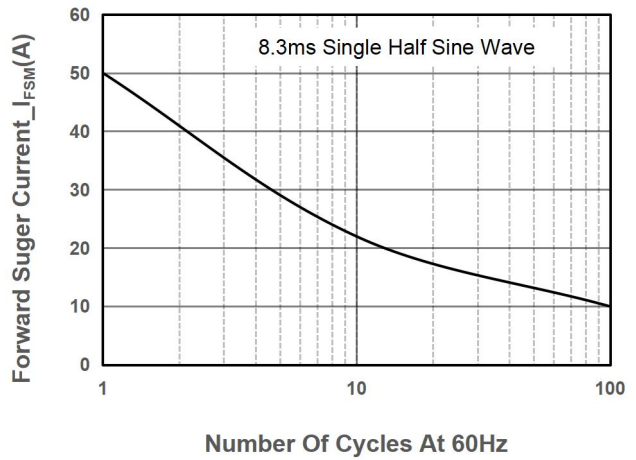
Parameter	Symbol	DS22D1	DS24D1	DS26D1	DS210D1	DS215D1	DS220D1	Unit
Maximum Peak Repetitive Peak Reverse Voltage	V <sub>RRM</sub>	20	40	60	100	150	200	V
Maximum RMS Voltage	V <sub>RMS</sub>	14	28	42	70	105	140	V
Maximum DC Blocking Voltage	V <sub>DC</sub>	20	40	60	100	150	200	V
Maximum Average Forward Rectified Current	I <sub>F(AV)</sub>	2.0						A
Non-repetitive Peak Forward Surge Current @t=8.3ms	I <sub>FSM</sub>	50						A
Max Instantaneous Forward Voltage at 2 A	V <sub>F</sub>	0.6	0.6	0.75	0.85	0.95	0.95	V
Maximum DC Reverse Current T <sub>a</sub> = 25 °C	I <sub>R</sub>	500						μA
at Rated DC Blocking Voltage T <sub>a</sub> = 125 °C		20						mA
Operating Temperature	T <sub>J</sub>	-55 ~ +125						°C
Storage Temperature	T <sub>STG</sub>	-55 ~ +150						°C



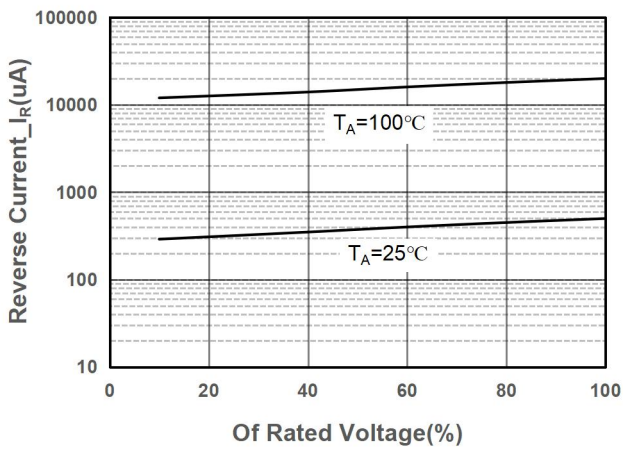
## ● Typical Performance Characteristics



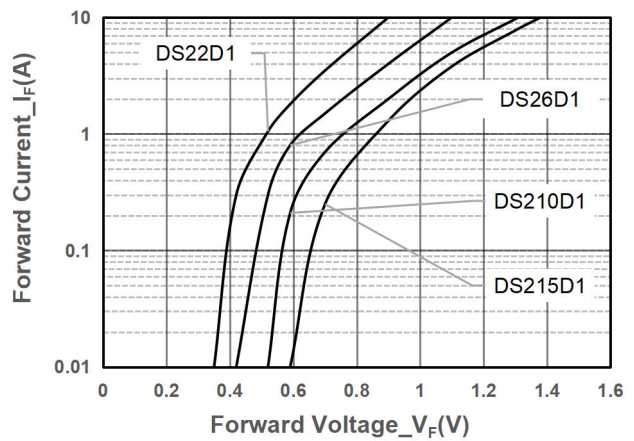
$I_o$  -TL Curve



Surge Forward Current Capability Voltage



Typical Reverse Characteristics



Forward Voltage vs. Forward Current



## ● Package Information

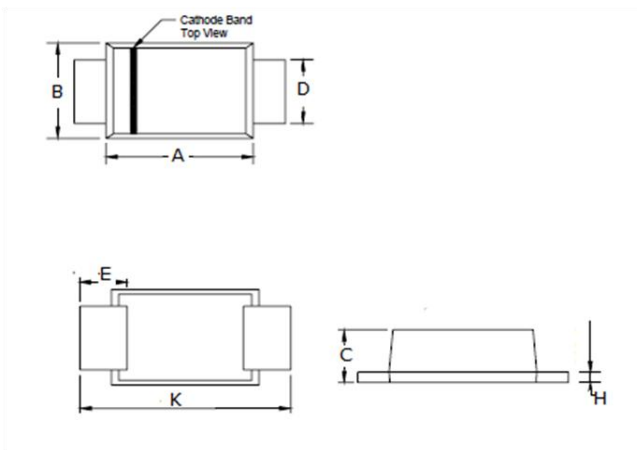
### Ordering Information

Device	Package	Marking	Qty per Reel	Reel Size
SSCSDS22D1	SOD-123FL	SS22	3000	7 Inch
SSCSDS24D1	SOD-123FL	SS24	3000	7 Inch
SSCSDS26D1	SOD-123FL	SS26	3000	7 Inch
SSCSDS210D1	SOD-123FL	SS210	3000	7 Inch
SSCSDS215D1	SOD-123FL	SS215	3000	7 Inch
SSCSDS220D1	SOD-123FL	SS220	3000	7 Inch

### Mechanical Data

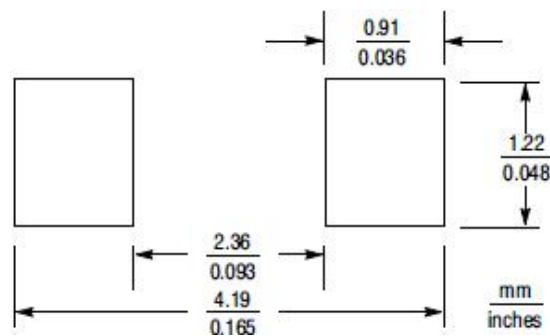
Case: SOD-123FL

Case Material: Molded Plastic. UL Flammability



Dim	Millimeters	
	Min	Max
<b>A</b>	2.50	2.90
<b>B</b>	1.50	1.90
<b>C</b>	0.095	1.20
<b>D</b>	0.70	1.20
<b>E</b>	0.35	0.85
<b>H</b>	0	0.1
<b>K</b>	3.40	3.90

### Recommended Pad outline





## DISCLAIMER

SSCSEMI RESERVES THE RIGHT TO MAKE CHANGES WITHOUT FURTHER NOTICE TO ANY PRODUCTS HEREIN TO IMPROVE RELIABILITY, FUNCTION OR DESIGN. SSCSEMI DOES NOT ASSUME ANY LIABILITY ARISING OUT OF THE APPLICATION OR USE OF ANY PRODUCT OR CIRCUIT DESCRIBED HEREIN; NEITHER DOES IT CONVEY ANY LICIENCE UNDER ITS PATENT RIGHTS, NOR THE RIGHTS OF OTHERS.

THE GRAPHS PROVIDED IN THIS DOCUMENT ARE STATISTICAL SUMMARIES BASED ON A LIMITED NUMBER OF SAMPLES AND ARE PROVIDED FOR INFORMATIONAL PURPOSE ONLY. THE PERFORMANCE CHARACTERISTICS LISTED IN THEM ARE NOT TESTED OR GUARANTEED. IN SOME GRAPHS, THE DATA PRESENTED MAY BE OUTSIDE THE SPECIFIED OPERATING RANGE (E.G., OUTSIDE SPECIFIED POWER SUPPLY RANGE ) AND THEREFORE OUTSIDE THE WARRANTED RANGE.

OUR PRODUCT SPECIFICATIONS ARE ONLY VALID IF OBTAINED THROUGH THE COMPANY'S OFFICIAL WEBSITE, CRM SYSTEM, OR OUR SALES PERSONNEL CHANNELS. IF CHANGES OR SPECIAL VERSIONS ARE INVOLVED, THEY MUST BE STAMPED WITH A QUALITY SEAL AND MARKED WITH A SPECIAL VERSION NUMBER TO BE VALID.