




## SSCSSS32DB THRU SSCSSS320DB

### Schottky Barrier Diode

#### ● Features

- ✧ Reverse Voltage - 20 to 200 V
- ✧ Forward Current - 3.0A
- ✧ Low profile package
- ✧ Ideal for automated placement
- ✧ Ultrafast reverse recovery time
- ✧ Low power losses, high efficiency
- ✧ Low forward voltage
- ✧ High surge capability
- ✧ UL Flammability Classification Rating 94V-0
- ✧ High temperature soldering: 260°C/10 seconds at terminals

#### ● PIN configuration



**SMB/DO-214AA**



**Circuit Diagram**



**Marking**

(SS34:SSCSSS34DB Marking Code)

#### ● Applications

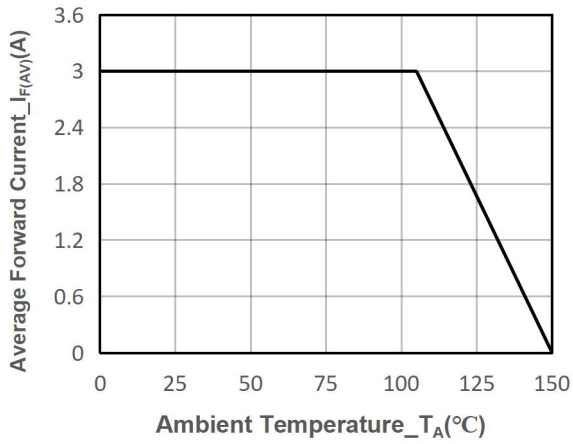
- ✧ Low Voltage
- ✧ High-Frequency Inverters
- ✧ Free Wheeling
- ✧ Polarity Protection

#### ● Absolute maximum rating @T<sub>A</sub>=25°C

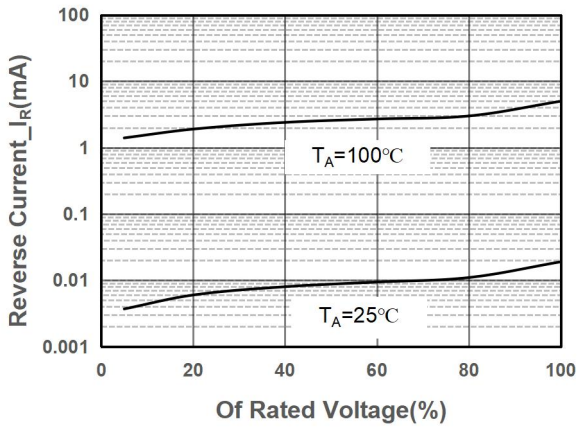
Parameter	Symbol	SS							Unit
		32DB	34DB	36DB	38DB	310DB	315DB	320DB	
Maximum Peak Repetitive Peak Reverse Voltage	V <sub>RRM</sub>	20	40	60	80	100	150	200	V
Maximum RMS Voltage	V <sub>RMS</sub>	14	28	42	56	70	105	140	V
Maximum DC Blocking Voltage	V <sub>DC</sub>	20	40	60	80	100	150	200	V
Maximum Average Forward Rectified Current	I <sub>F(AV)</sub>	3.0							A
Non-repetitive Peak Forward Surge Current @t=8.3ms	I <sub>FSM</sub>	80							A
Max Instantaneous Forward Voltage at 3 A	V <sub>F</sub>	0.55		0.70	0.85		0.95		V
Maximum DC Reverse Current Ta = 25 °C	I <sub>R</sub>	200			50				μA
at Rated DC Blocking Voltage Ta =100 °C		10			5				mA
Typical Thermal Resistance	R <sub>qJA</sub>	60.0							°C/W
Operating Temperature	T <sub>J</sub>	-55 ~ +125							°C
Storage Temperature	T <sub>STG</sub>	-55 ~ +150							°C



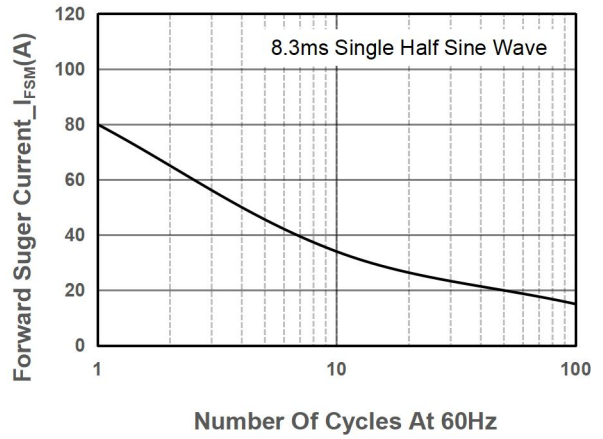
- **Typical Performance Characteristics**



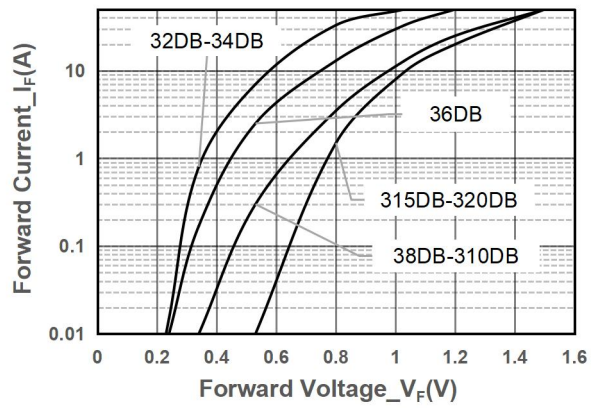
**$I_o$  -TL Curve**



**Typical Reverse Characteristics**



**Surge Forward Current Capability Voltage**



**Forward Voltage vs. Forward Current**

- **Package Information**



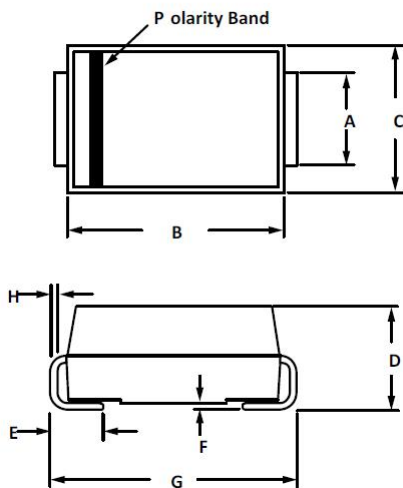
## Ordering Information

Device	Package	Marking	Qty per Reel	Reel Size
SSCSSS32DB	SMB/DO-214AA	SS32	3000	11 Inch
SSCSSS34DB	SMB/DO-214AA	SS34	3000	11 Inch
SSCSSS36DB	SMB/DO-214AA	SS36	3000	11 Inch
SSCSSS38DB	SMB/DO-214AA	SS38	3000	11 Inch
SSCSSS310DB	SMB/DO-214AA	SS310	3000	11 Inch
SSCSSS315DB	SMB/DO-214AA	SS315	3000	11 Inch
SSCSSS320DB	SMB/DO-214AA	SS320	3000	11 Inch

## Mechanical Data

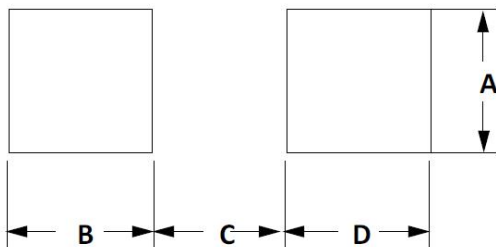
Case: SMB/DO-214AA

Case Material: Molded Plastic. UL Flammability



DIM	Millimeters	
	Min	Max
A	1.90	2.1
B	4.22	4.70
C	3.40	3.94
D	2.00	2.50
E	0.90	1.42
F	0.00	0.23
G	5.21	5.59
H	0.15	0.31

## Recommended Pad outline



DIM	Millimeters	
	Min	Max
A	2.15	-
B	1.45	-
C	-	2.55
D	1.45	-



## DISCLAIMER

SSCSEMI RESERVES THE RIGHT TO MAKE CHANGES WITHOUT FURTHER NOTICE TO ANY PRODUCTS HEREIN TO IMPROVE RELIABILITY, FUNCTION OR DESIGN. SSCSEMI DOES NOT ASSUME ANY LIABILITY ARISING OUT OF THE APPLICATION OR USE OF ANY PRODUCT OR CIRCUIT DESCRIBED HEREIN; NEITHER DOES IT CONVEY ANY LICIENCE UNDER ITS PATENT RIGHTS, NOR THE RIGHTS OF OTHERS.

THE GRAPHS PROVIDED IN THIS DOCUMENT ARE STATISTICAL SUMMARIES BASED ON A LIMITED NUMBER OF SAMPLES AND ARE PROVIDED FOR INFORMATIONAL PURPOSE ONLY. THE PERFORMANCE CHARACTERISTICS LISTED IN THEM ARE NOT TESTED OR GUARANTEED. IN SOME GRAPHS, THE DATA PRESENTED MAY BE OUTSIDE THE SPECIFIED OPERATING RANGE (E.G. OUTSIDE SPECIFIED POWER SUPPLY RANGE) AND THEREFORE OUTSIDE THE WARRANTED RANGE.

OUR PRODUCT SPECIFICATIONS ARE ONLY VALID IF OBTAINED THROUGH THE COMPANY'S OFFICIAL WEBSITE, CRM SYSTEM, OR OUR SALES PERSONNEL CHANNELS. IF CHANGES OR SPECIAL VERSIONS ARE INVOLVED, THEY MUST BE STAMPED WITH A QUALITY SEAL AND MARKED WITH A SPECIAL VERSION NUMBER TO BE VALID.