



## SSCSSS52DC THRU SSCSSS520DC

### Schottky Barrier Diode

#### ● Features

- ✧ Reverse Voltage - 20 to 200 V
- ✧ Forward Current - 5.0A
- ✧ Low profile package
- ✧ Ideal for automated placement
- ✧ Ultrafast reverse recovery time
- ✧ Low power losses, high efficiency
- ✧ Low forward voltage
- ✧ High surge capability
- ✧ UL Flammability Classification Rating 94V-0
- ✧ High temperature soldering: 260°C/10 seconds at terminals

#### ● PIN configuration



**SMC/DO-214AB**



**Circuit Diagram**



**Marking**

(SS54:SSCSSS54DC Marking Code)

#### ● Applications

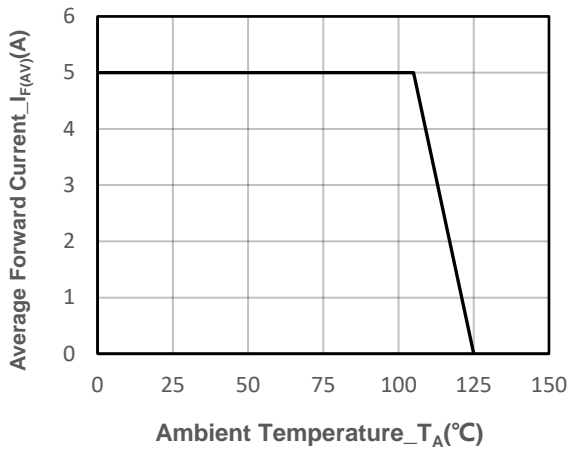
- ✧ Low Voltage
- ✧ High-Frequency Inverters
- ✧ Free Wheeling
- ✧ Polarity Protection

#### ● Absolute maximum rating @T<sub>A</sub>=25°C

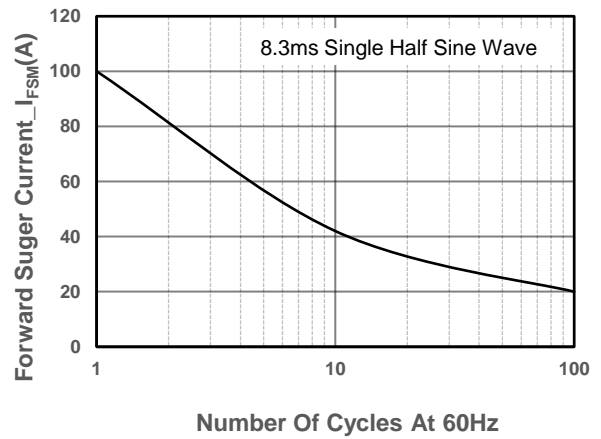
Parameter	Symbol	SS52DC	SS54DC	SS56DC	SS510DC	SS515DC	SS520DC	Unit
Maximum Peak Repetitive Peak Reverse Voltage	V <sub>RRM</sub>	20	40	60	100	150	200	V
Maximum RMS Voltage	V <sub>RMS</sub>	14	28	42	70	105	140	V
Maximum DC Blocking Voltage	V <sub>DC</sub>	20	40	60	100	150	200	V
Maximum Average Forward Rectified Current	I <sub>F(AV)</sub>	5.0						A
Non-repetitive Peak Forward Surge Current @t=8.3ms	I <sub>FSM</sub>	100						A
Max Instantaneous Forward Voltage at 3 A	V <sub>F</sub>	0.6	0.6	0.75	0.85	0.95	0.95	V
Maximum DC Reverse Current T <sub>a</sub> = 25 °C at Rated DC Blocking Voltage T <sub>a</sub> =125 °C	I <sub>R</sub>	500						μA
		20						mA
Operating Temperature	T <sub>J</sub>	-55 ~ +125						°C
Storage Temperature	T <sub>STG</sub>	-55 ~ +150						°C



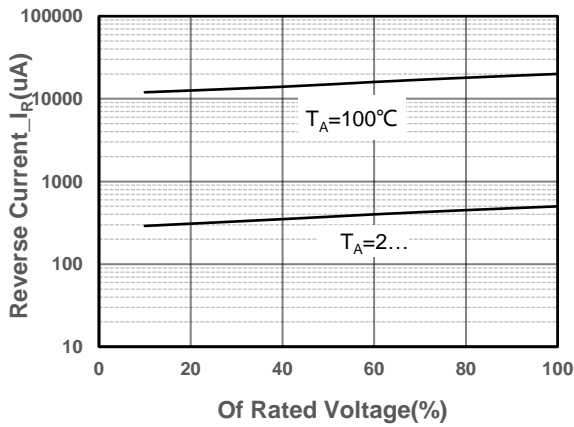
## ● Typical Performance Characteristics



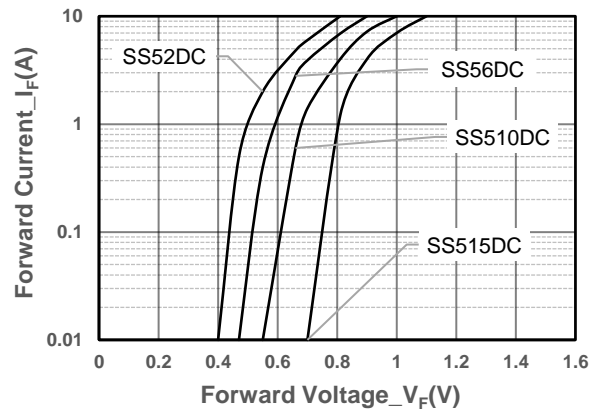
$I_o$  -TL Curve



Surge Forward Current Capability Voltage



Typical Reverse Characteristics



Forward Voltage vs. Forward Current



## ● Package Information

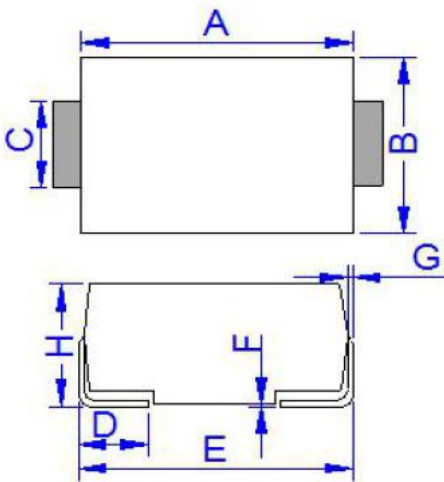
### Ordering Information

Device	Package	Marking	Qty per Reel	Reel diameters
SSCSSS52DC	SMC/DO-214AB	SS52	3000	13inch
SSCSSS54DC	SMC/DO-214AB	SS54	3000	13inch
SSCSSS56DC	SMC/DO-214AB	SS56	3000	13inch
SSCSSS510DC	SMC/DO-214AB	SS510	3000	13inch
SSCSSS515DC	SMC/DO-214AB	SS515	3000	13inch
SSCSSS520DC	SMC/DO-214AB	SS520	3000	13inch

### Mechanical Data

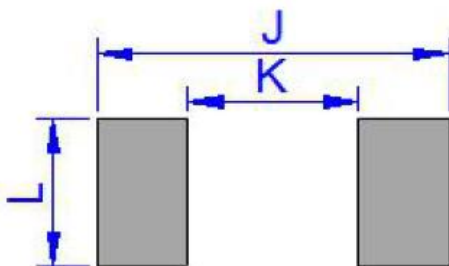
Case: SMC/DO-214AB

Case Material: Molded Plastic. UL Flammability



DMI	Millimeters	
	Min	Max
A	6.60	7.11
B	5.59	6.20
C	2.75	3.20
D	0.76	1.52
E	7.71	8.13
F	0.051	0.023
G	0.15	0.31
H	2.06	2.62

### Recommended Pad outline



DMI	Millimeters	
	Min	Max
J	8.12	
K		4.69
L	3.07	



## DISCLAIMER

SSCSEMI RESERVES THE RIGHT TO MAKE CHANGES WITHOUT FURTHER NOTICE TO ANY PRODUCTS HEREIN TO IMPROVE RELIABILITY, FUNCTION OR DESIGN. SSCSEMI DOES NOT ASSUME ANY LIABILITY ARISING OUT OF THE APPLICATION OR USE OF ANY PRODUCT OR CIRCUIT DESCRIBED HEREIN; NEITHER DOES IT CONVEY ANY LICENCE UNDER ITS PATENT RIGHTS, NOR THE RIGHTS OF OTHERS.

THE GRAPHS PROVIDED IN THIS DOCUMENT ARE STATISTICAL SUMMARIES BASED ON A LIMITED NUMBER OF SAMPLES AND ARE PROVIDED FOR INFORMATIONAL PURPOSE ONLY. THE PERFORMANCE CHARACTERISTICS LISTED IN THEM ARE NOT TESTED OR GUARANTEED. IN SOME GRAPHS, THE DATA PRESENTED MAY BE OUTSIDE THE SPECIFIED OPERATING RANGE (E.G. OUTSIDE SPECIFIED POWER SUPPLY RANGE) AND THEREFORE OUTSIDE THE WARRANTED RANGE.

OUR PRODUCT SPECIFICATIONS ARE ONLY VALID IF OBTAINED THROUGH THE COMPANY'S OFFICIAL WEBSITE, CRM SYSTEM, OR OUR SALES PERSONNEL CHANNELS. IF CHANGES OR SPECIAL VERSIONS ARE INVOLVED, THEY MUST BE STAMPED WITH A QUALITY SEAL AND MARKED WITH A SPECIAL VERSION NUMBER TO BE VALID.